



The GYSFLASH 9.24 is specifically designed to charge all types of 6, 12 and 24V batteries; for all vehicles. It features an 8 step intelligent charging curve for an optimal charge; as well as a «Refresh» mode to recover deeply discharged batteries.

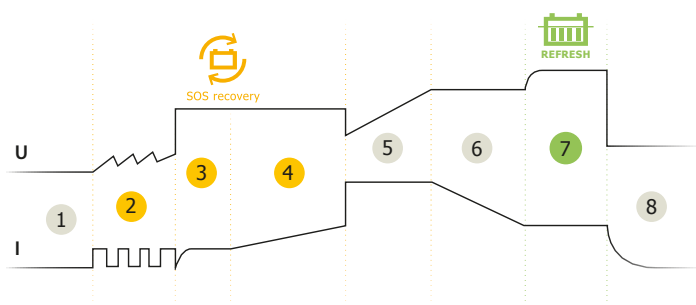
THE IDEAL WORKSHOP CHARGER

- **Designed to charge all type of vehicle batteries 6V, 12V and 24V :**
 - 6/12 V : 18 Ah to 220 Ah or for maintenance charging up to a 300 Ah.
 - 24 V : 15 Ah to 125 Ah or for maintenance charging up to a 170 Ah.
- **Refresh mode**  : Recovers deeply discharged batteries.
- **Optimised maintenance charge**, the charger can remain plugged in indefinitely during winter to maintain the health of the battery. «Auto Restart» feature so the charger can restart automatically with the right settings after a power cut.



HIGH PERFORMANCE CHARGE

- The **8 step charging curve** ensures maximum battery performance and longevity.
- **External temperature sensor**, for an optimal battery charge whether it's summer or winter. The charger adjusts the charging curve depending on ambient temperature.
- It recovers deeply discharged batteries (SOS Recovery .



- 1 Analysis
- 2 Recovery
- 3 Test
- 4 Desulfation
- 5 Charge
- 6 Absorption
- 7 Refresh option
- 8 Maintenance charging (floating)



Supplied with :



Clamps
(1.9 m)

SAFETY / PROTECTION FOR VEHICLE ELECTRONICS

- **Protection of the vehicle's on-board electronics:** protection against short circuits, polarity reversal and overcharging. Anti-spark technology.
- **Protection against errors in voltage selection.**
- **Automatic stand-by mode** if the battery is disconnected.
- **Integrated temperature probe** to prevent internal electronics' overheating.
- **Simplified interface** to prevent user error.

ERGONOMIC

- Ultra-compact design, light and portable.
- Resistant to dust and water ingress (IP65 - not waterproof).
- Can be attached to a wall.

50/60 Hz	190 W	I _{charge}	V	Charge	Maintenance	Z _z	Ondulation/ Ripple	Charging curve	kg	mm	mm	SOS recovery	IP	2 m	
220-240 V AC	190 W	9 A	6/12 V	18 < 220 Ah	18 < 330 Ah	<1 Ah/ month	<150 mV Rms	IU ₀ U	8 step	1.1	221 x 111 x 58	195 x 365 x 70	Automatic >2V	IP 65	2 m
		6 A	24 V	15 < 125 Ah	15 < 170 Ah										